

SPEED GATES

SG-2^{v3}





Application Areas

Where time and security matter.

SG-3^{v3} SPEED GATES

A device supporting access control in secured indoor areas.

Example applications:

- Ticket and entry authorization checkpoints for passenger traffic
- Airports and seaports
- Access points for authorized service personnel
- Passenger flow management
- Entry authorization checkpoints in protected buildings (e.g., government facilities such as border crossings, ministries, and other state services)
- Ticket and payment control points in museums, theaters, cinemas, exhibitions, fairs, event venues, paid restrooms
- Ticket control for sports facilities such as swimming pools, stadiums, and other sports and entertainment venues
- Access control and working time registration in workplaces (e.g., offices, factories, restricted areas within company premises)



Security




Touchless access control

SG FUNCTIONS



EASY CONFIGURATION


Easy setup of operating modes and functions via a control panel with a display and navigation controller.



LED PICTOGRAMS


Visual indicators (LED pictograms) signal the active or inactive directions of movement within the passage area.

A red cross indicates a blocked or disabled direction (the device prevents passage), while a green arrow indicates an enabled direction of movement.



AUDIO SIGNALING

Audio alerts notify users of potential irregular situations (e.g., an attempt by two people to pass simultaneously or in opposite directions without authorization) or the detection of an unauthorized object in the monitored area.



EMERGENCY EXIT

W przypadku zaniku napięcia urządzenie pozostaje w stanie niezablokowanym.



SENSOR SYSTEM

The processor-based software analyzes signals from the sensor system to help detect situations such as an attempt by two people to pass with a single authorization, unauthorized access, intrusion, or an attempt to crawl under the device's barrier.

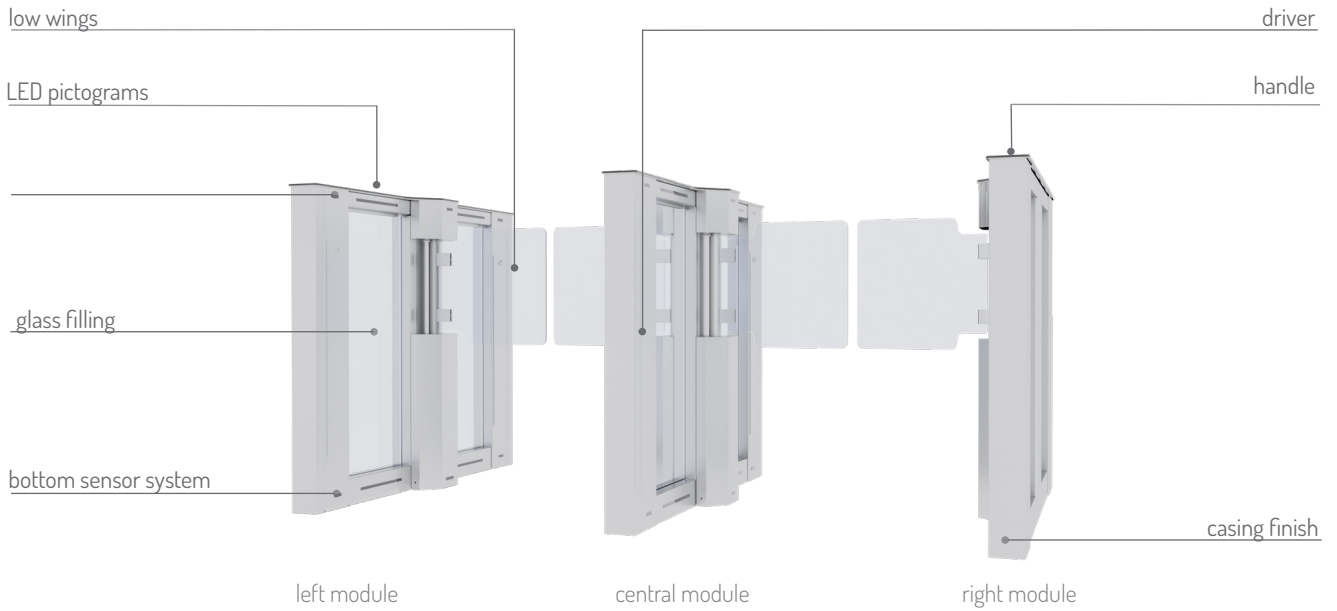


QUIET OPERATION

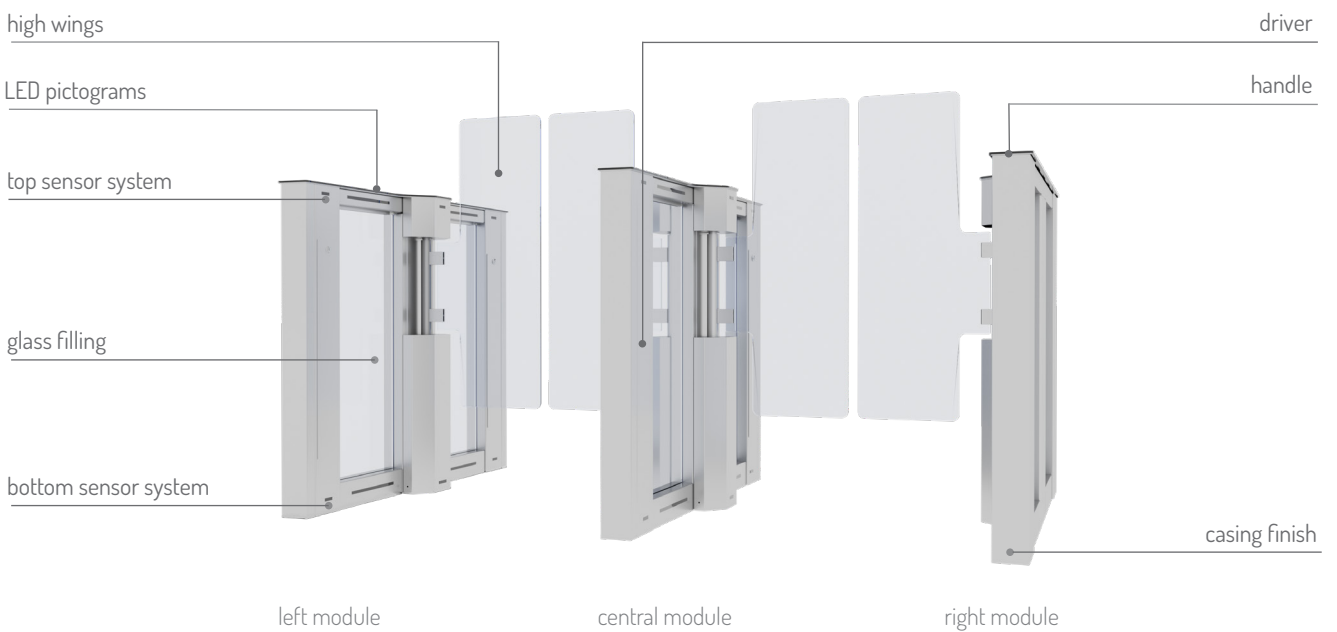
The devices are equipped with a mechanism designed for quiet operation.

EXAMPLE MODULES

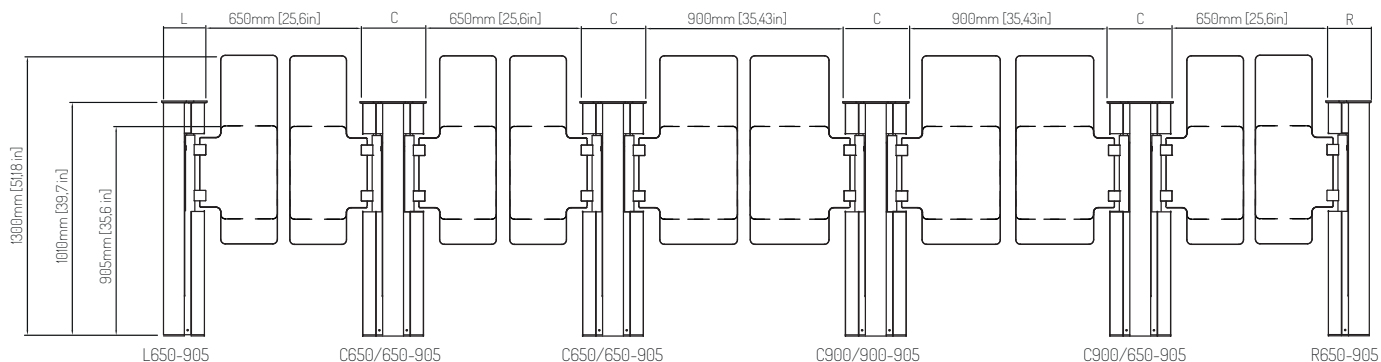
LOW GLASS



HIGH GLASS



DEVICE DIMENSIONS

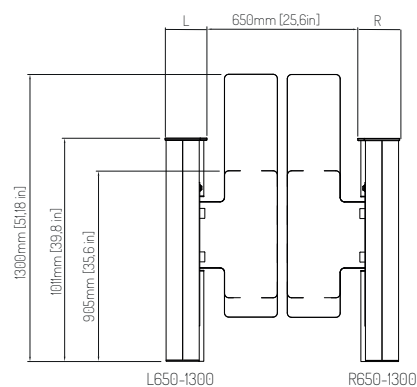
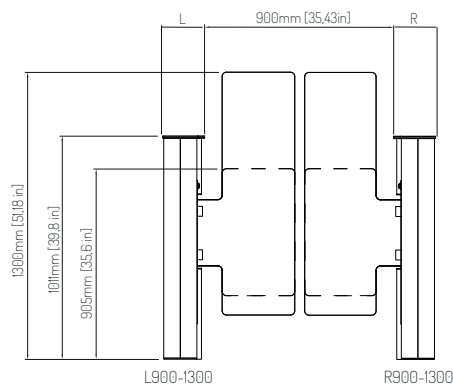


MODULAR WIDTH

MODULE	WIDTH
L (left)	193 mm [7,60 in]
C (central)	278 mm [10,94 in]
R (right)	193 mm [7,60 in]

MODULE NOTATIONS

Module	Width of the passage mm/In	Glass height mm/In
SG-2 ^{v3} -L650-905	650 / 25,6	905 / 35,6
SG-2 ^{v3} -L650-1300	650 / 25,6	1300 / 51,8
SG-2 ^{v3} -L900-905	900 / 35,43	905 / 35,6
SG-2 ^{v3} -L900-1300	900 / 35,43	1300 / 51,8
SG-2 ^{v3} -R650-905	650 / 25,6	905 / 35,6
SG-2 ^{v3} -R650-1300	650 / 25,6	1300 / 51,8
SG-3 ^{v3} -R900-905	900 / 35,43	905 / 35,6
SG-3 ^{v3} -R900-1300	900 / 35,43	1300 / 51,8
SG-2 ^{v3} -C650/650-905	650/650 25,6/ 25,6	905 / 35,6
SG-2 ^{v3} -C650/900-1300	650/900 25,6/35,43	1300 / 51,8
SG-2 ^{v3} -C900/650-905	900/650 35,43/ 25,6	905 / 35,6
SG-2 ^{v3} -C900/650-1300	900/650 35,43/ 25,6	1300 / 51,8



TECHNICAL PARAMETERS

MECHANISM

- Auto system to slow down the movement of arms approaching full-open/full closed positions,
- Fast and precise wing drive system,
- Passage clearing system in case of power failure (auto wing unlocking),
- Arm positioning system (movement synchronization).

DEVICE CONSTRUCTION

- External casing of the device made of AISI 304 stainless steel
- Glass handles made of tempered glass dyed in the mass in black
- Gate wings with construction fillings made of tempered glass

NAME	DESCRIPTION
Power supplies	Power supplies 230/24V
Console	Control panel for manual control of passenger traffic
RS485 module	Communication with external systems
Painting	Painting the casing according to the RAL palette colours
Glazing	possibility of changing color

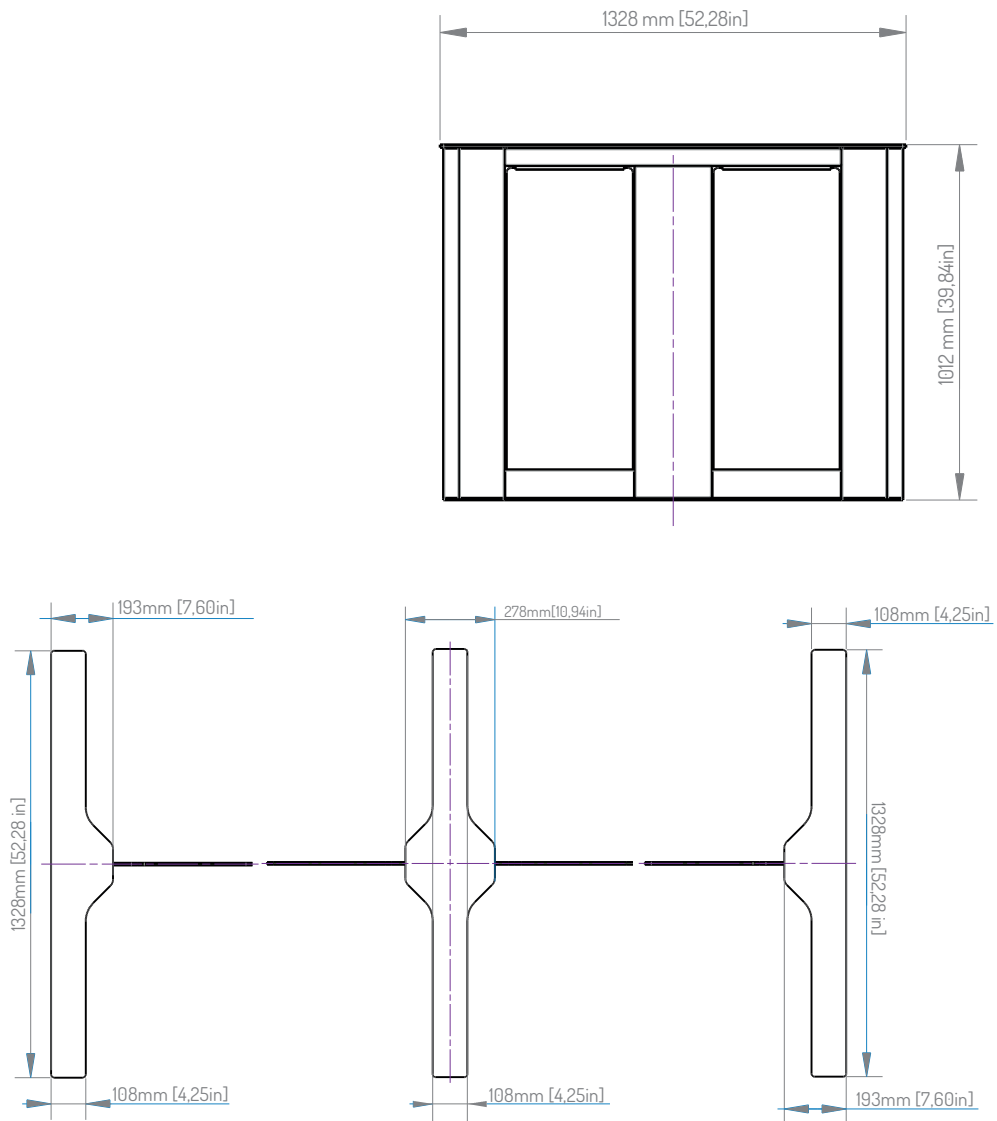
*Additional options are not included in the device equipment.

CONTROL

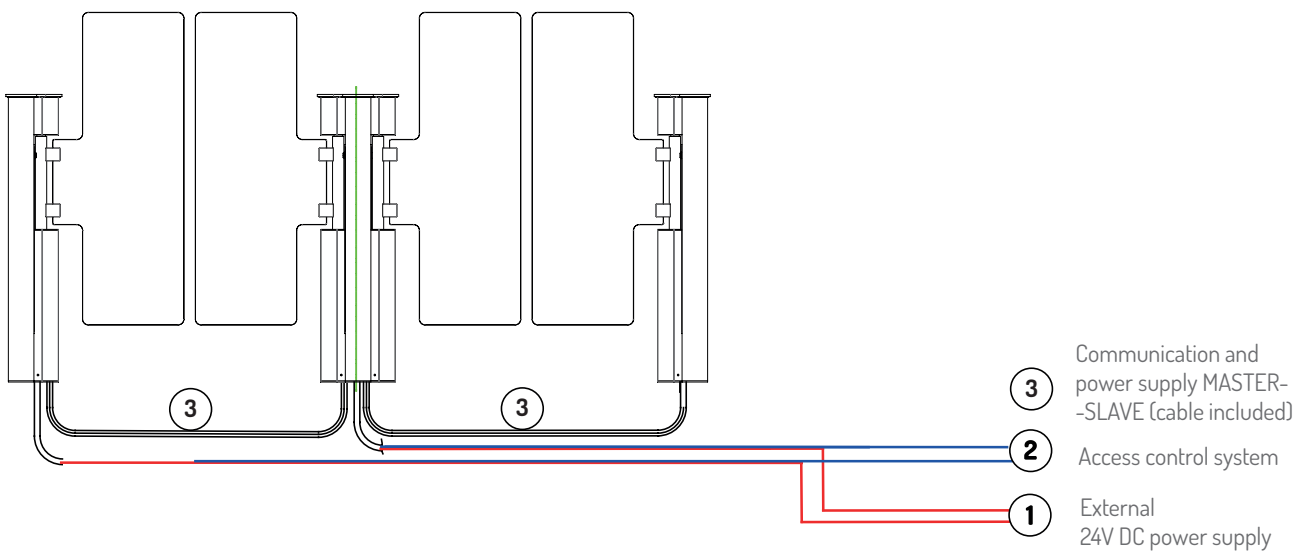
- Steering input (0V signal) for each traffic direction individually (e.g. a card reader, a control panel, a coin dispenser, a remote control, a firefighting system),
- Feedback signal output (0V signal) informing about a passage of a person based on an authorising signal,
- A higher priority input for excluding the section from operation (e.g. from the building management system),
- The highest priority input for clearing/opening the passage section (e.g. from the firefighting system),
- Functions: option to set operating modes (free passage or passage with authorization for each traffic direction separately), storing control signals during an operating cycle, sound alarm, LED alarm, variable wing movement speed, auto calibration and quick setup using the built-in control panel.

PARAMETER	SG-2 ^{v3} -L/R	SG-2 ^{v3} -C
Supply voltage:	24 V DC	24 V DC
Maximum power consumption:	90 W	180 W
Minimum power consumption:	30 W	60 W
Power consumption at start-up:	4 A	8 A
Operating temperature:	0° do +50° C [32° do 122°F]	0° do +50° C [32° do 122°F]
Storage temperature:	-30° do +60° C [-22° do 140°F]	-30° do +60° C [-22° do 140°F]
IP protection class:	IP 40	IP 40
Maximum working humidity:	85 %	85 %
Leaf opening/closing time:	~ 1 sec	~ 1 sec
Main housing material:	INOX AISI 304	INOX AISI 304
Device wing:	tempered glass 8mm	tempered glass 8mm
Working environment	inside	inside

DIMENSIONS



CONNECTIONS



All information given herein is valid at time of publication. GASTOP reserves the right to introduce changes to this offer, concerning both models as well as their construction and equipment. This document does not constitute an offer as understood by law and is published solely for the purpose of information. Optional equipment presented in this brochure may not be available. Product photos and visualizations presented herein may not accurately show technologies in use, properties of materials or colors. Please refer to an authorized distributor or directly to the device manufacturer for detailed information on the above mentioned parameters. Wszystkie prawa zastrzeżone Gastop Production Sp. z o.o.



EU: GASTOPGROUP.COM