

FULL HEIGHT TURNSTILE

BL-2-4



 **GASTOP®**

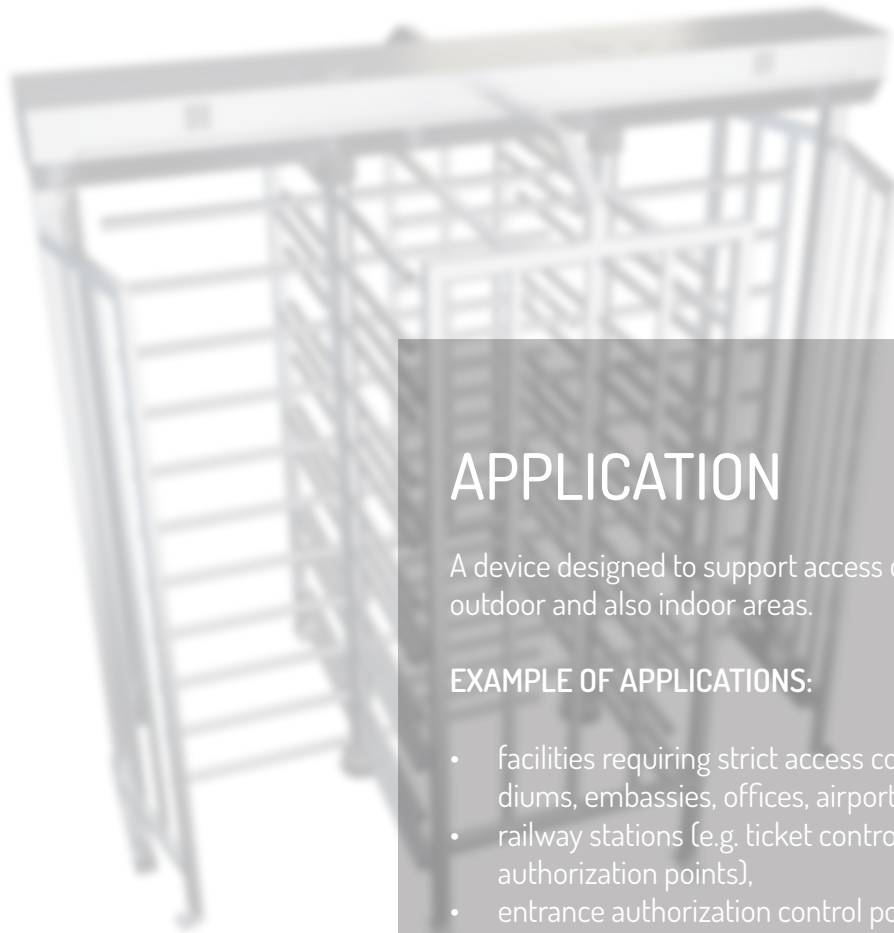


Ready for action,
in all conditions.

Timeless and safe solution

Application Areas

Where time and security matter.



APPLICATION

A device designed to support access control in secured outdoor and also indoor areas.

EXAMPLE OF APPLICATIONS:

- facilities requiring strict access control (sports stadiums, embassies, offices, airport areas),
- railway stations (e.g. ticket control/passenger traffic authorization points),
- entrance authorization control points in public utility buildings,
- ticket and fee control points (e.g. in sports facilities, entertainment venues, exhibitions, theaters, cinemas),
- access control and work time registration points
- in workplaces.



Reliable solution



Ready for crowds, focused on the security.

DEVICE FUNCTIONS



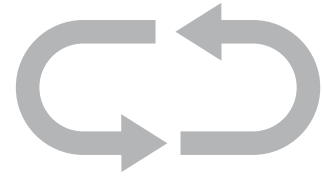
EASY SET-UP

Easy configuration of operating modes and functions via a control panel with display and manipulator.



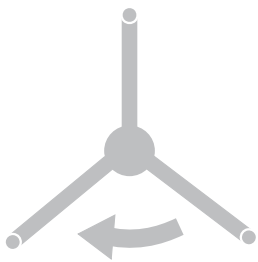
PICTOGRAMS LED

Visual signaling (LED pictograms) indicates which movement directions within the passage section are enabled or disabled. A red cross indicates a blocked direction (the device prevents passage), while a green arrow indicates an open/unblocked direction.



OPERATION MODE

The device supports various operating modes, such as bidirectional pedestrian traffic control or control in a selected single direction.



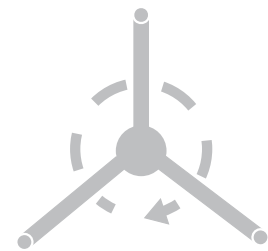
PRECISION POSITIONING SYSTEM

The device is equipped with an electronic rotor position measurement system that allows the controller to operate the locking mechanism and control the smooth motion of the arms (in the model with electromechanical movement assistance).



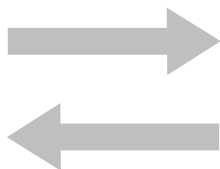
PERMANENT BLOCKADE

The device features a locking mechanism with a damping system, which significantly extends the lifespan of the mechanical components.



ARM ROTATION SUPPORT

The mechanism includes an electromechanical system that assists the rotational movement of the rotor. When force is applied to the rotor arm (push), the motor is activated to assist the rotation to the end position.



BIDIRECTIONAL MOVEMENT

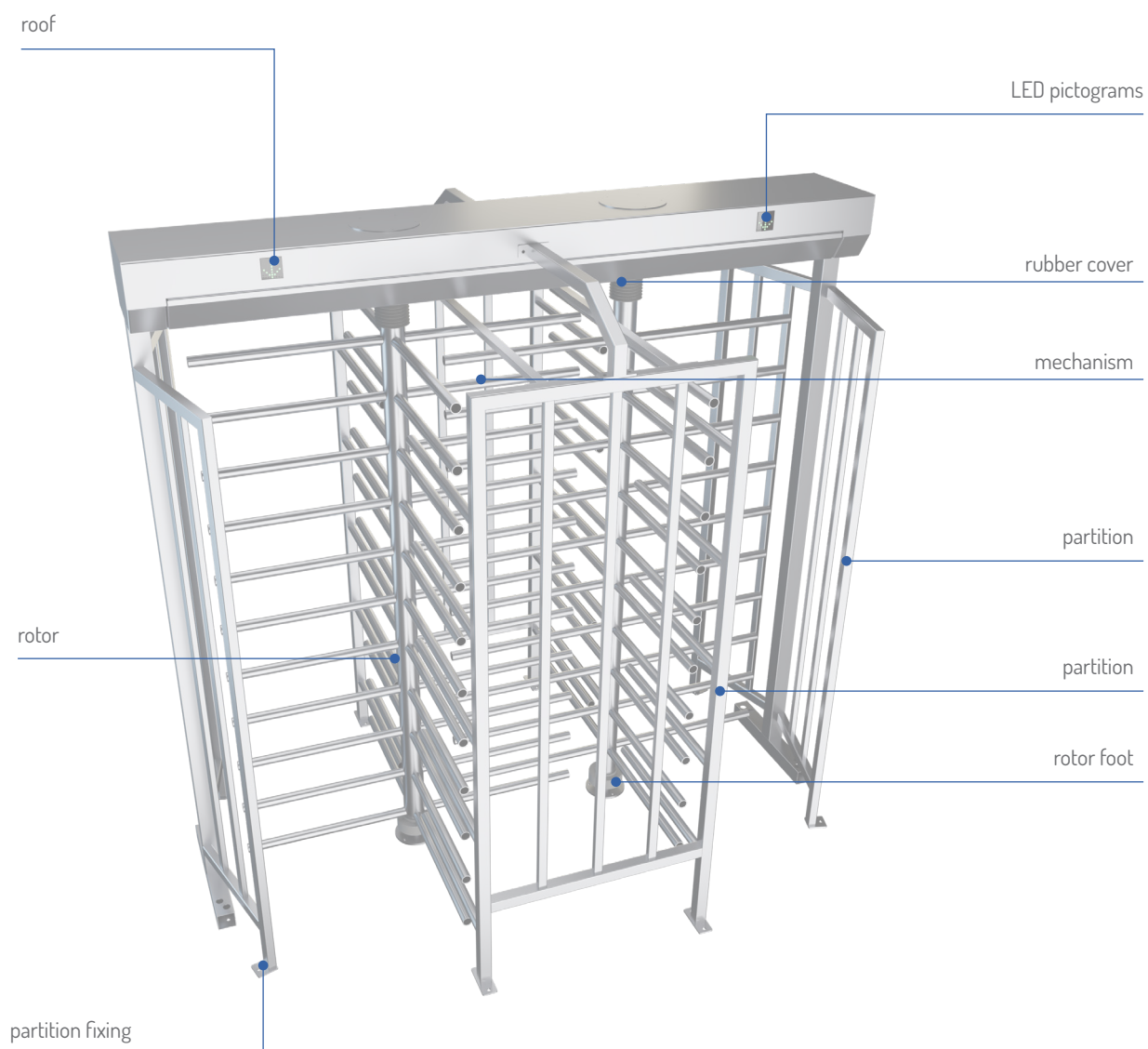
The device supports pedestrian access control in both directions — entry and exit from the secured area.



SECURITY SYSTEM

The device can be integrated with an intelligent building security system.

DEVICE DESCRIPTION



TECHNICAL PARAMETERS

MECHANISM

- Mechanical assistance of arm movement.
- Arm movement locking system.
- Precise rotor position measurement system.
- „Free exit” mechanism in case of power failure.

CONSTRUCTION OF THE DEVICE

- The device's outer housing is made of AISI 304 stainless steel.

CONTROL SYSTEM

- Control input (0V signal) for each movement direction separately.
- Feedback output (0V signal) indicating that a person has passed through, based on an authorization signal.
- Higher-priority inputs for disabling the passage section (e.g., from a building management system).
- Highest-priority input for unblocking/opening the passage section (e.g., from a fire protection system).
- Additional features: memory of control signals during the operation cycle, LED indication, automatic calibration.

PARAMETRY TECHNICZNE

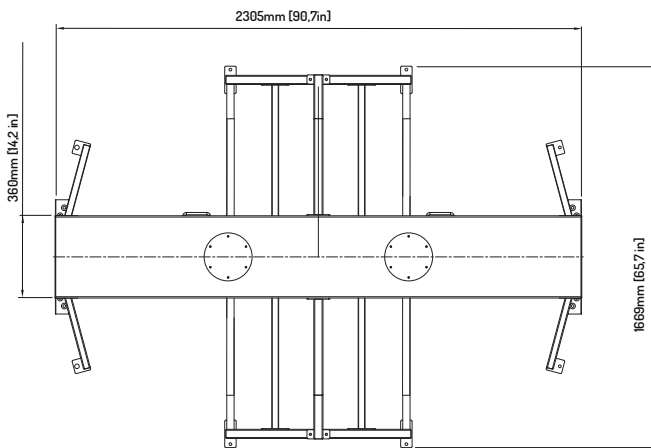
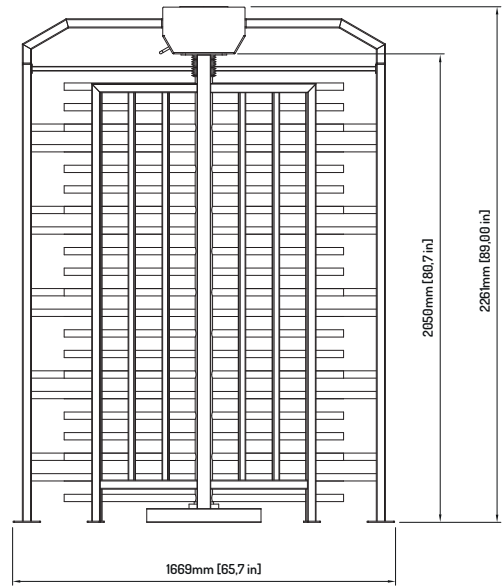
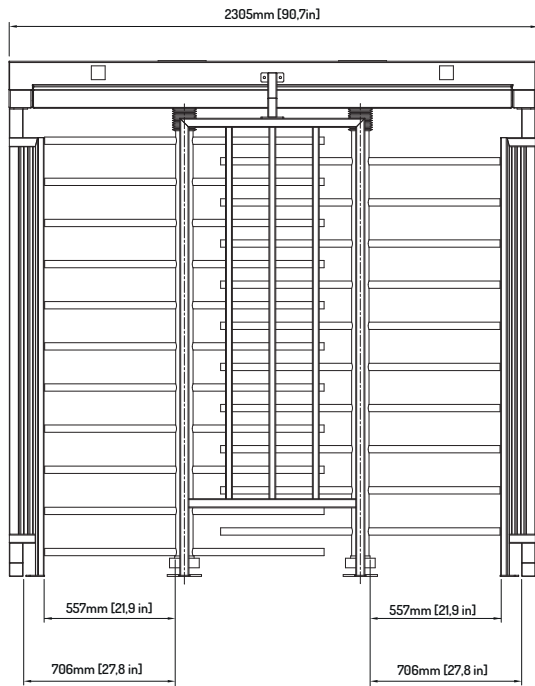
PARAMETER	MECHANISM VERSION		
	ZABR3	GA3**	MA3
Power supply voltage:	24V AC/DC	24V AC/DC	
Maximum power consumption:	2,5 A	2,5 A	
Maximum current power consumption:	0,7 A	0,7 A	not valid for this version (mechanical version)
Steering signal:	(max. 1 seC)	(max. 1 seC)	
Feedback signal:	potential-free NO/NC	potential-free NO/NC	
Operation temperature:	-25° to +50° C [-13° to 122°F]	-25° to +50° C [-13° to 122°F]	-25° to +50° C [-13° to 122°F]
Storage temperature:	-30° to +60° C [-22° to 140°F]	-30° to +60° C [-22° to 140°F]	-30° to +60° C [-22° to 140°F]
IP protection rate:	IP 43*	IP 43*	IP 43*
Environment humidity:	10-80%	10-80%	10-80%

BASIC OPTIONAL EQUIPMENT*

NAME	DESCRIPTION
Power supply	Power supply 230/24V
Control panel	Control panel for manual traffic control

*Optional equipment are not included with the device. Other additional options are available in equipment catalogue.

DIMENSIONS



All information given herein are valid for the moment of publishing. GASTOP reserves the right to introduce changes to the offer herein, concerning both the models as well as their construction and equipment. This document does not constitute an offer as understood by the law and is published for information only. Equipment versions presented in this catalogue may not be available. Visualisations and photos of products presented herein may not show technical solutions adopted, properties of materials or colours used in detail. In order to define the abovementioned parameters, it is advised to turn to an authorised distributor or the device producer directly for more information.

All rights reserved Gastop Production LTD



EU: gastopgroup.com